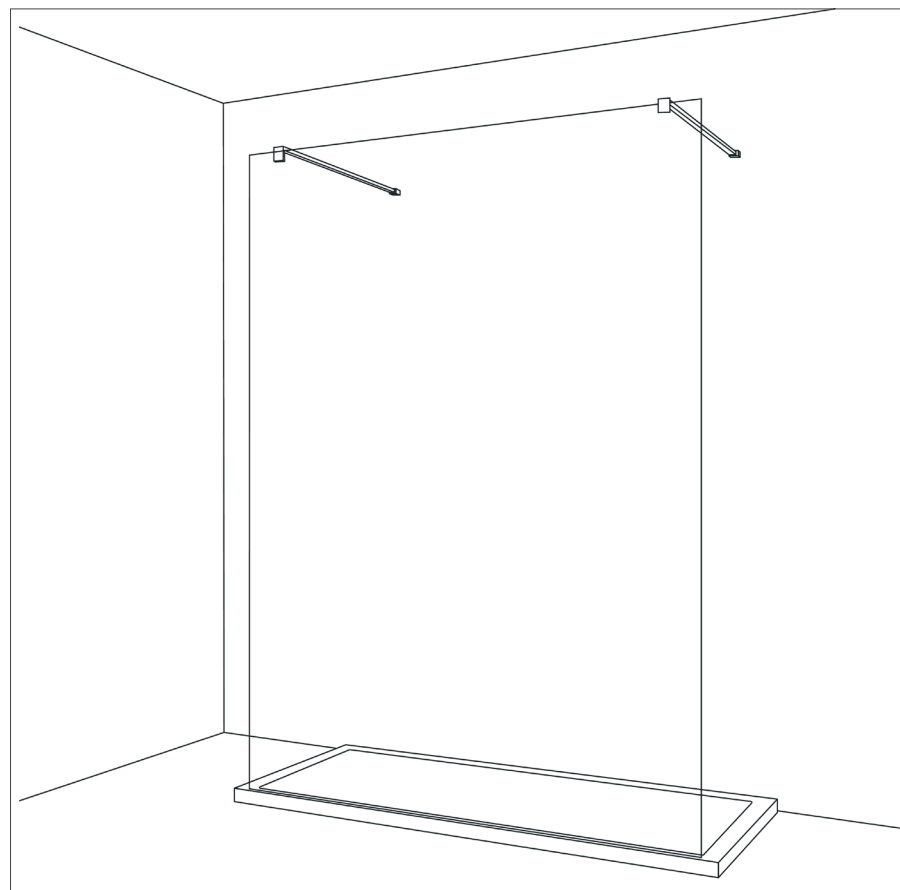









Hudson Reed



SÉLECTIONNEZ LA TAILLE DU RECEVEUR			CARACTÉRISTIQUES DU RECEVEUR			CARACTÉRISTIQUES DU VERRE				BRAS / SOUTIEN	
LONGUEUR (CM)	LARGEUR (CM)	PROFONDEUR (CM)	POSITION DE LA BONDE	POIDS KG	MATÉRIAU	DIMENSIONS (CM)	ÉPAISSEUR (CM)	POIDS KG	AJUSTEMENT (CM)	FORME	MATÉRIAU
90	80	0,8		10	SMC	195 x 90	0.8	37	87,5-90	Carré	Aluminium
90	90	0,8		11	SMC	195x90	0.8	37	87,5-90	Carré	Aluminium
100	80	0,8		11	SMC	195x110	0.8	43	97,5-100	Carré	Aluminium
120	80	0,8		13	SMC	195x120	0.8	50	117,5-120	Carré	Aluminium
120	90	0,8		15	SMC	19 x 120	0.8	50	117,5-120	Carré	Aluminium
140	80	0,8		15	SMC	195x140	0.8	57	137,5-140	Carré	Aluminium
140	90	0,8		17	SMC	195x140	0.8	57	137,5-140	Carré	Aluminium