


























Hudson Reed

CARACTÉRISTIQUES DU RECEVEUR		CARACTÉRISTIQUES DU VERRE	
DIMENSIONS (CM)	POSITION DE LA BONDE	LARGEUR (CM)	LARGEUR D'ACCÈS (APPROX. CM)
110 x 70		67,5-70	40
110 x 76		67,5-70	40
110 x 80		67,5-70	40
110 x 90		67,5-70	40
120 x 70		67,5-70	50
120 x 76		67,5-70	50
120 x 80		67,5-70	50
120 x 90		67,5-70	50
140 x 70		77,5-80	60
140 x 76		77,5-80	60
140 x 80		77,5-80	60
140 X 90		77,5-80	60
140 X 90		77,5-80	60
150 X 70		87,5-90	60
150 X 76		87,5-90	60
150 X 80		87,5-90	60
150 X 90		87,5-90	60
160 X 70		97,5-100	60
160 X 80		97,5-100	60
160 X 80		97,5-100	60
170 X 70		97,5-100	70
170 X 75		97,5-100	70
170 X 80		97,5-100	70
170 X 80		97,5-100	70
170 X 90		97,5-100	70

